

)


(

“

”

”

2025



			300712
		Fujian Yongfu Power Engineering Co., Ltd.	
		Yongfu	

	3	3
	0591-38269599	0591-38269599
	0591-38269599	0591-38269599
	yfdb@jyongfu.com	yfdb@jyongfu.com

1

2024

2

2024

3

2024

4

2025 4 28

2025 6 9

5 -252,630.07

5

5

5

8

5

5

IEA



OSR

2025

2 " 1 "

29% CELSA

2025

2025

9491

/2.22

2024

14.2GW32.9GWh
/104.7%

65.5% /61.7%
1.8GW4.5GWh

109.6%

5.8GW17.8GWh
/103.0%

68.5%

AI

2.8%

" AI + "

" "



1.

1

~ ...

Ð



2


3

93 X6DA-'D
i f Ö È#693 ÈG-C], ' A N©

10%



502,108,250.48	364,768,064.01	27.35%	-17.64%	-22.04%	4.09%
228,758,661.23	114,444,283.4%				



90,866,410.72	297,534.25	15,363,944.97	91,163,944.97
37,487,603.21	-74,043.34		37,413,559.87



1




2,500,792.49	79,001,000.00	-96.83%

2

o'

u ' n



3

1

2

10%

30,000,000 807,411,751.03 57,870.5



“ ”

EPC

EPC

“

”

”

”

2024

		1
1		https://103.203.219.138:8082/eps/

"

"

"

"

"

"

"

"

"

"

"

"

"

—

' 6 14

'

"



			2025
		10 10	
		2024	
		10	
		31	2023-069
			2024-096
EPC	8,394.40	2025 05 16	
			2025-034
EPC	8,360.33		

4

5

6

2021	4	28	60,000	2024	7	16	394.10	36
				2024	10	12	609.02	36
				2024	8	9	145.37	
				2024	8	14	122.41	
2022	4	28	80,000	2024	8	30	524.71	
				2024	9	6	76.50	
				2024	11	20	285.55	
				2024	11	27	17.98	
2023	4	27	50,000	2024	7	15	276.16	
				2024	8	7	28.59	
				2024	1	9	100	
				2024	2	2	243	
				2024	3	6	120	
				2024	3	28	75.01	
				2024	4	19	59.56	
2023	4	27	2,000	2024	5	9	130	
				2024	5	31	143	
				2024	6	17	103.91	
				2024	10	10	12.22	
				2024	12	18	20.11	
				2024	12	9	0.43	
				2023	11	22	790.69	
2023	4	27	20,000	2023	11	22	767.44	
				2024	3	21	26.67	
				2024	3	21	966.66	
				2024	4	12	26.67	



2025

2024	4	12	966.66
2024	5	21	26.67
2024	5	21	966.66

			2024 10 25	111.45						
			2024 11 18	84.63						
			2025 6 3	401.90						
			2025 1 22	957.31						
			2024 10 23	516.20						
			2024 11 13	117.94						
			2024 11 28	66.49						
			2024 12 5	231.57						
			2024 12 11	142.08						
			2024 12 18	402.75						
			2024 12 25	231.31						
			2025 1 10	156.67						
			2025 1 24	2,281.60						
			2025 2 20	59.33						
			2025 4 15	78.66						
			2025 4 29	385.01						
			2025 5 30	62.26						
			2024 11 1	1,000						
			2025 3 19	917.36				36		
			2025 4 11	410.10				36		
			2025 5 20	648.95				36		
	2024 4 27	600	2025 3 18	40						
	2024 4 27	4,800	2024 6 28	300						
	2024 4 27	4,800	2024 8 8	280						
	2024 4 27	4,800	2024 11 15	350						
	2024 4 27	4,800	2024 12 30	200						

500+



2025

2025	10	27	800
2025	10	31	340
2025	1	20	200
2025	2	8	200
2025	3	10	260
2025	4	25	350
2025	6	9	300
2024	6	28	500
2024	12	30	300
2024	4	27	1,200
2025			



2025	1	17	796.68
2025	1	23	301
2025	2	7	595
2025	3	12	400
2025	4	17	273
2025	5	8	270
2025	6	26	174.24
2025	6	27	90
2024	7	30	3,000
2024	7	30	1,800
2024	8	2	1,120
2024	8	8	1,640
2024	9	13	700
2024	9	20	350
2024	10	17	

PK. 9% 0.5%

2024	10	25	805
2024	11	7	882
2025	3	14	950
2025	3	20	1,600
2025	3	21	500
2025	3	31	45.31
2025	4	2	1,750
2025	4	17	950
2025	4	27	950
2025	5	8	1,050
2025	5	30	630
2025	1	20	

B1	130,800	B2	35,219.77
B3	554,602	B4	55,202.23
A1+B1+C1	130,800	A81	



EPC					
	40,792.40	0.00	1,161.45	1,341.32	
EPC					
A	2,052.00	0.00	1,935.85	1,369.90	
P2					
20Wp	6,000.00	425.72	912.62	600.00	
	1,748.00	742.08	742.08	0.00	
	385.00	363.21	363.21	0.00	
1GW	2,080.00	1,042.45	1,617.92	904.00	

50000 w w 1 u

40000 w w 1 u


8

2.7 (

2021.10.16. 9



1



20 9

Ø 3 6 9 € !



2024 7 9

2025 1 3

2025 2

2024-008

2024-014

2023

2024-064

2025-002

S

2025-006

2025 2 22



	1,275	0	0	1,275		25% 75%
	38,500	38,500	0	0	-	
	39,300	39,300	0	0	-	
	81,750	81,750	0	0	-	
	965,575	159,550	0	806,025	--	--

		18,062		0		0
	5%		10			m



10

1

2025 06 30

	337, 470, 804. 98	459, 101, 296. 12
	24, 069, 507. 44	12, 110, 632 ^f

		53,542,819.24
	190,351,042.51	186,056,007.93
	91,163,944.97	90,866,410.72
	37,413,559.87	37,487,603.21
	557,832,388.88	552,613,334.57
	69,248,737.48	86,352,468.49
	19,482,877.06	22,879,589.98
	42,404,868.25	44,732,288.41
	5,229,091.00	2,624,294.70
	8,844,976.59	8,844,976.59
	1,068,087.15	1,236,841.44
	51,419,539.46	66,900,372.06
	3,358,803.49	4,025,708.94
	1,077,817,916.71	1,158,162,716.28
	4,203,082,916.97	4,403,714,482.53
	1,014,547,519.37	802,821,699.85
	273,264,196.46	512,381,863.61
	753,121,528.58	937,487,488.05
	52,960,060.11	52,720,038.33
	27,138,062.63	35,258,897.75
	13,772,545.92	9,381,022.27
	94,406,143.42	107,659,657.19

	463,035,374.50	285,998,205.32
	19,849,833.23	15,031,836.54
	2,712,095,264.22	2,758,740,708.91
	72,101,547.66	181,024,825.60
	15,289,051.18	18,092,364.95
	33,365,997.02	41,934,072.47
	22,789,405.61	23,276,270.42
	27,659,649.32	40,629,950.60
	16,844,830.05	16,844,830.05
	188,050,480.84	321,802,314.09
	2,900,145,745.06	3,080,543,023.00
	187,546,035.00	187,546,035.00
	632,560,667.19	632,291,603.19
	83,335,511.34	55,053,004.49
	8,820,782.81	9,371,042.46
	1,765,651.27	295,139.65
	67,370,177.82	67,370,177.82
	471,306,054.70	449,248,352.97
	1,286,033,857.45	1,291,069,346.60
	16,903,314.46	32,102,112.93
	1,302,937,171.91	1,323,171,459.53
	4,203,082,916.97	4,403,714,482.53

2

	104,733,923.13	197,065,836.93

	86,834,217.60	181,810,243.10
	795,021,283.95	862,572,643.97
	45,158,976.72	49,538,605.63
	16,658,573.68	19,026,101.27
	1,966,270.97	2,103,993.10
	78,586,393.51	120,637,175.73
	306,802,120.75	182,820,617.97
	503,970,025.73	2,745,204.00
	2,073,282,278.33	1,978,170,975.12
	23,419,300.00	129,950,000.00



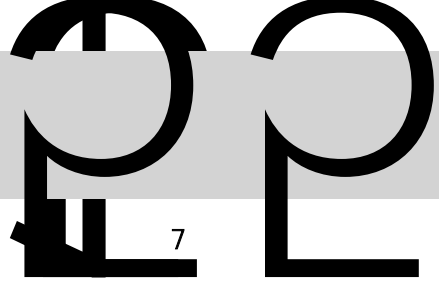
7

△ . E

	976, 957, 869. 25	995, 670, 643. 02
	965, 809, 492. 03	975, 205, 523. 68
	807, 772, 017. 40	805, 616, 334. 80
	2, 659, 505. 18	3, 890, 740. 12
	28, 006, 017. 22	32, 930, 787. 92
	68, 339, 960. 49	72, 909, 526. 63
	32, 860, 280. 38	42, 893, 210. 69
	26, 171, 711. 36	16, 964, 923. 52
	25, 578, 594. 91	25, 322, 099. 34
	3, 339, 376. 27	8, 448, 898. 47
	2, 190, 076. 59	3, 827, 347. 33
" _"	8, 886, 275. 09	2, 204, 297. 61
	7, 235, 889. 04	5, 924, 569. 51
" _"		
" _"		
" _"	- 74, 043. 34	1, 049, 298. 45
" _"	- 715, 441. 05	- 7, 291, 077. 92
" _"	- 1, 754, 864. 31	- 1, 270, 945. 41
" _"	44, 123. 47	- 51, 872. 06
" _"	19, 724, 503. 67	18, 932, 167. 34
	- 286, 590. 63	207, 060. 10
	352, 375. 45	66, 942. 30
" _"	19, 085, 537. 59	19, 072, 285. 14
	3, 028, 708. 24	1, 315, 738. 42
" _"	16, 056, 829. 35	17, 756, 546. 72
1.	" _"	16, 056, 829. 35
2.	" _"	
1.	" _"	31, 260, 571. 03
2.	" _"	- 15, 203, 741. 68
	- 766, 417. 35	- 2, 581, 742. 84
	- 550, 259. 65	- 2, 200, 568. 89
	252, 904. 11	254, 301. 36

		311, 299. 71	44, 363. 92
	" _"	41, 312, 141. 90	22, 395, 369. 48
		3, 556, 889. 95	42, 463. 91
	" _"	37, 755, 251. 95	22, 352, 905. 57
	" _"	37, 755, 251. 95	22, 352, 905. 57
	" _"		
	" _"		
		252, 904. 11	254, 301. 36
		252, 904. 11	254, 301. 36
1.			
2.			
3.			
4.			
5.			
		252, 904. 11	254, 301. 36
1.			
2.			
3.			
4.			
5.			

	187,467,778.67	181,624,825.19
	13,411,226.34	19,592,020.94
	59,565,180.56	52,884,700.26
	1,220,728,186.02	1,031,865,205.81
	-281,953,078.11	-411,178,705.12
	3,127,000.00	
	2,095.00	
		78.31
	3,129,095.00	78.31
	9,043,586.60	39,995,319.62
		3,996,865.53
	394,863.77	
	9,438,450.37	43,992,185.15
	-6,309,355.37	-43,992,106.8



2025


7

2025

5

o

1





2025

1					462.00								462.00		462.00
2															
3															
4					268,602.00	28,282,506.85							-28,013,904.85		-28,013,904.85
													-9,202,869.30		-9,202,869.30
1															
2															
3													-9,202,869.30		-9,202,869.30
4															
1															
2															
3															
4															

5					
6					
		1,470,511.62	1,470,511.62	221,100.91	1,691,612.53
1		2,725,487.19	2,725,487.19	644,181.97	3,369,669.16
2		1,254,975.1			



1		1,188,135.86	50,696,236.00	-2,200,568.89	30,312,374.04	-21,396,294.99	107,313.56	-21,288,981.43
				-2,200,568.89	30,312,374.04	28,111,805.15	-12,937,001.27	15,174,803.88
		1,188,135.86	50,696,236.00			-49,508,100.14	13,044,314.83	-36,463,785.31
2							13,044,314.83	13,044,314.83

8 2

J.

o



	187,546,035.00	624,835,646.12	55,053,004.49	12,806,449.10		67,370,177.82	472,818,120.29	1,310,323,423.84
	187,546,035.00	624,835,646.12	55,053,004.49	12,806,449.10		67,370,177.82	472,818,120.29	1,310,323,423.84
" "		269,064.00	28,282,506.85	252,904.11	1,240,386.18		28,552,382.65	2,032,230.09
				252,904.11			37,755,251.95	38,008,156.06
		269,064.00	28,282,506.85					-28,013,442.85
1		462.00						462.00
2								
3								
4		268,602.00	28,282,506.85					-28,013,904.85
							-9,202,869.30	-9,202,869.30
1	5	1						



2025

1								2,055,012.07				2,055,012.07
2								814,625.89				814,625.89
	187,546,035.00				625,104,710.12	83,335,511.34	13,059,353.21	1,240,386.18	67,370,177.82	501,370,502.94		1,312,355,653.93

2024

187,546,035.00	624,513,608.90	71,828,469.62	62,503,089.26	447,553,741.35	1,393,944,944.13
187,546,035.00	624,513,608.90	71,828,469.62	62,503,089.26	447,553,741.35	1,393,944,944.13



2025

1												
3												
4												
5												
6												
1												
2												
	187,546,035.00				625,701,744.76	50,696,236.00	72,082,770.98		62,503,089.26	469,906,646.92		1,367,044,050.92



				"	"	"	"	
"	"	1994	1	26	[1994]		46	"
"								"
	1994	3	1					02495
			2016	12	31		10,506	
91350000611005994M	2017	10	19				[2017] 1780	
								A 3,502
1004			3,502		2017	10	31	
2025	6	30			18,754.6035			18,754.6035
								3

30
3025

YONGFU PHILIPPINE NEW ENERGY MANAGEMENT LTD. INC.

BANGLADESH YONGFU OPERATION AND MAINTENANCE COMPANY LIMITED

BD Lama Solar Limited.

GREEN INTELLIGENCE HOLDINGS PTY LTD GREEN INTELLIGENCE DEVELOPMENT PTY LTD GREEN

INTELLIGENCE PROPERTY PTY LTD

5



1,000

1,000

1,000

/ à î

SP

(3)

1

2

(4)

(5)

(6)

14 --

21 --

30

12

14

1

2

3

"

"

16

1

2

		20-40	5	4.75-2.38
		8	5	11.88
		5	5	19.00
		5-10	5	19.00-9.50
		5-10	5	19.00-9.50
		5-10	0	20.00-10.00
		25	5	3.80
		25	5	3.80

BD Lama Solar Limited.

3

18

1

3)

1

22

23

1

2

3

4

24

1

2

3

25

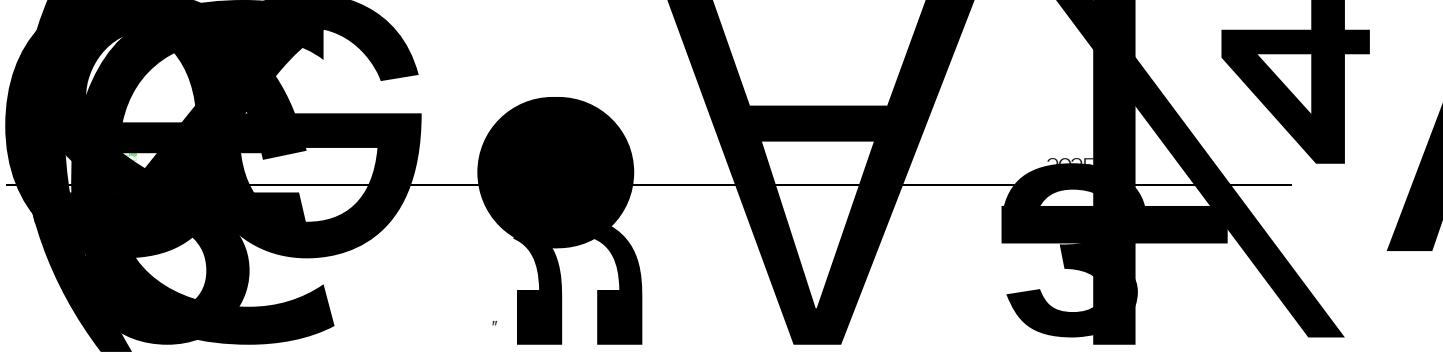
26

1

ê

84





D

1

2

29

/

-
-

30

1

ESG REVIEW



15.0%

25.0%

④	(2023	12)	25%	20%
		2027	12	31		
⑤		2024	12	4		GR202435000795
3						2024 2026
	15%					
⑥	(2023	12)	25%	20%
		2027	12	31		
⑦	(2023	12)	25%	20%
		2027	12	31		
⑧	(2023	12)	25%	20%
		2027	12	31		
⑨	(2023	12)	25%	20%
		2027	12	31		
⑩	(2023	12)	25%	20%
		2027	12	31		
⑪	(2023	12)	25%	20%
		2027	12	31		
⑫	(2023	12)	25%	20%
		2027	12	31		
⑬	(2023	12)	25%	20%
		2027	12	31		
⑭	(2023	12)	25%	20%
		2027	12	31	2023	
	2028	12	31			



2025
25%
20%

⑮ (2023 12)
2027 12 31

⑯ (2023 12)
2027 12 31

2028 12 31

⑰ (2023 12)
2027 12 31

⑱ (2023 12)
2027 12 31

2028 12 31

⑲ 2024 2 6

GR202451005018 , 3

2024 2026 15%

(2023 12)
2027 12 31

20%

⑳ ()

(2023 12)
2027 12 31

㉑

% 5

35

24,069,507.44	100.00%	24,069,507.44	12,200,632.19	100.00%	90,000.00	0.74%	12,110,632.19
24,069,507.44	100.00%	24,069,507.44	11,900,632.19	97.54%			11,900,632.19
			300,000.00	2.46%	90,000.00		210,000.00

1	1	905,612,634.08	867,251,188.79
1	2	192,540,808.77	249,103,159.57
2	3	220,621,641.30	236,264,882.46
3		76,588,626.68	63,342,873.00
3	4	33,472,306.51	21,600,820.91
4	5	10,407,785.94	7,581,533.70

	15,000.00	15,000.00	15,000.00	15,000.00	100.00%	
	3,778,141.94	3,778,141.94	3,778,141.94	3,778,141.94		

1	905,598,483.14	45,279,924.54	5.00%
1 2	192,540,808.77	19,254,080.88	10.00%
2 3	220,489,102.08	66,146,730.62	30.00%
3 4	33,379,358.28	16,689,679.14	50.00%
4 5	9,657,289.65	7,725,831.72	80.00%
5	29,909,753.38	29,909,753.38	100.00%
	1,391,574,795.30		

№ 6

0000 00018

3

0000 00018

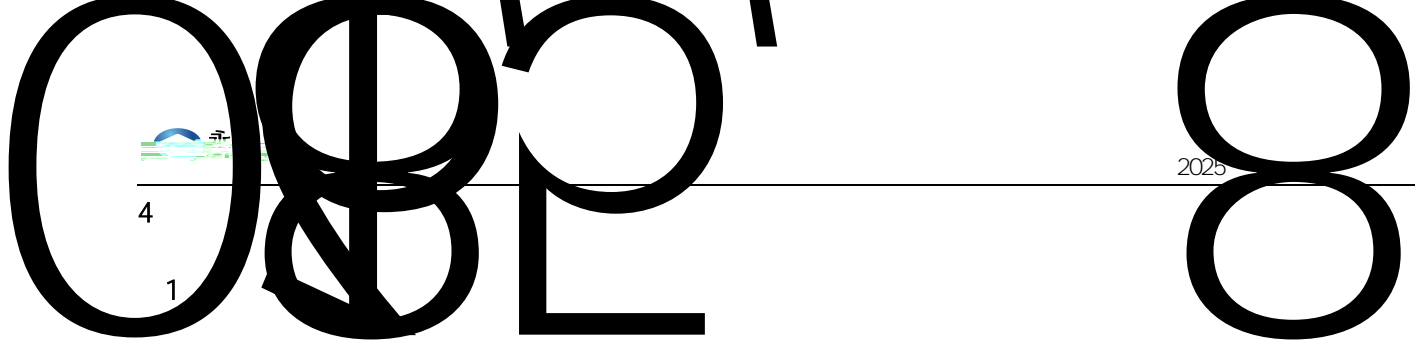
3

3

1 4

0

5830



4

1

2025

	730,343,663.88	7,303,436.69	723,040,227.19	613,523,468.82	6,135,234.70	607,388,234.12
	10,350,197.35	670,048.96	9,680,148.39	11,823,047.84	762,447.52	11,060,600.32
	740,693,861.23	7,973,485.65	732,720,375.58	625,346,516.66	6,897,682.22	618,448,834.44

2

1	56,591,586.10	
2	39,013,945.51	
3	38,332,270.91	
4	29,180,809.83	
5	28,946,691.15	

3

740,693,861.23 100.00% 7,973,485.65 1.08% 732,720,375.58 625,346,516.66 100.00% 6,897,682.22 1.10% 618,448,834.44

740,693,861.23 100.00% 7,973,485.65 732,720,375.58 625,346,516.66 100.00% 6,897,682.22 618,448,834.44

4



6

		139,000.00
	301,003,894.72	308,433,407.09
	301,003,894.72	308,572,407.09

1

1

()		
		54,000.00
		25,000.00
		15,000.00
		45,000.00
		139,000.00

2

1

	291,504,078.19	291,204,078.19
	21,864,350.34	23,450,879.22


3

	291,504,078.19	89.44%	18,543,982.35	6.36%	272,960,095.84	291,204,078.19	87.38%	18,543,982.35	6.37%	272,660,095.84
	34,401,579.25	10.56%	6,357,780.37	18.48%	28,043,798.88	42,070,602.42	12.62%	6,297,291.17	14.97%	35,773,311.25
	325,905,657.44	100.00%	24,901,762.72		301,003,894.72	333,274,680.61	100.00%	24,841,273.52		308,433,407.09



278,860,963.70 17,757,968.30 279,160,963.70 17,757,968.30 6.36%

12,343,114.49 786,014.05 12,343,114.49 786,014.05 6.37%



	12	()	()	
2025 6 30	24,901,762.72			24,901,762.72

4

	18,543,982.35				18,543,982.35
	6,297,291.17	61,852.76	5.0	-1,363.5	6,297,291.17
	24,841,273.52	61,852.76		-1,363.5	24,841,273.52


5

J



	1	900,000.00		
279,160,963.70	2-3	43,915,800.00	85.66%	17,757,968.30
	3-4	194,610,563.70		
	4-E	20,724,400.00		

05



4419

2 3	50,084.66	0.12%	123,652.13	0.41%
3	152,639.18	0.36%	150,496.48	0.49%
	42,918,923.10		30,467,493.45	

2

		9,953,217.79		23.19%
Air Wave Pvt. Ltd.		6,313,554.50		14.71%
Pinnacle Omni Traders. Ltd.		3,941,965.50		9.18%
		3,034,145.89		7.07%
		2,641,509.43		6.15%
		25,884,393.11		60.31%

8

1

	66,802,147.81	679,060.88	66,123,086.93	49,192,008.07	290,034.53	48,901,973.54
	46,263,826.95		46,263,826.95	41,338,604.75		41,338,604.75
	166,017,520.24		166,017,520.24	327,898,477.97		327,898,477.97
	279,083,495.00	679,060.88	278,404,434.12	418,429,090.79	290,034.53	418,139,056.26

2

	290,034.53	679,060.88		290,034.53	679,060.88
	290,034.53	679,060.88		290,034.53	679,060.88

9

	159,547,140.66	103,789,403.13
	159,547,140.66	103,789,403.13


1

2


10

	31,904,916.33	49,636,075.26
	3,305,259.83	9,007,054.61
	3,208,835.82	3,272,541.81
	38,419,011.98	61,915,671.68

11



3JJ'



108



2025

	90,866,410.7	297,534.25		32,126,741.74	-16,762,796.77		91,163,944.97		

12

1

	163,596,369.72	4,049,229.06	159,547,140.66	158,921,436.74	1,589,214.37	157,332,222.37	4.30%
	3,050,260.74		3,050,260.74	3,584,476.02		3,584,476.02	
	163,596,369.72	4,049,229.06	159,547,140.66	104,837,780.95	1,048,377.82	103,789,403.13	
	0.00	0.00	0.00	54,083,655.79	540,836.55	53,542,819.24	

15

1

¶ F2+X

m

1

1.

297, 368,

17

	69,248,737.48	86,352,468.49
	69,248,737.48	86,352,468.49

1

	37,741,807.99		37,741,807.99	38,808,128.96		38,808,128.96
17MW	28,129,900.79		28,129,900.79	27,715,983.69		27,715,983.69
BANDARBAN70MW(AC)	3,296,253.37		3,296,253.37	3,173,265.35		3,173,265.35
	80,775.33		80,775.33	80,775.33		80,775.33
				9,716,079.40		9,716,079.40
				6,858,235.76		6,858,235.76
	69,248,737.48		69,248,737.48	86,352,468.49		86,352,468.49

2

	325,000,000.00	38,808,128.96	1,942,800.55	3,009,121.52	0.00	37,741,807.99	98.43%	98.00%	2,879,494.61	0.00	0.00%	
	325,000,000.00	38,808,128.96	1,942,800.55	3,009,121.52	0.00	37,741,807.99			2,879,494.61	0.00	0.00%	

3

18

1

2₅

5 31 962504899 0 43A

5

37ME

3

19

20

1

1.	19,149,220.14	10,829,032.26	29,978,252.40
2.	-685,975.61		-685,975.61
	-685,975.61		-685,975.61
3.	1,328,284.01		1,328,284.01
	1,328,284.01		1,328,284.01
4.	17,134,960.52	10,829,032.26	27,963,992.78
1.	5,854,500.08	1,244,162.34	7,098,662.42
2.	2,121,183.24	195,366.00	2,316,549.24
1	2,121,183.24	195,366.00	2,316,549.24
3.	934,095.94		934,095.94

3.			
1.			
4.			
1.	10,093,373.14	9,389,503.92	19,482,877.06
2.	13,294,720.06	9,584,869.92	22,879,589.98

2

21

1

1.	31,605,386.30	2,648,400.00	29,766,973.28	18,352,716.55	10,088,700.00	2,354,839.51	16,100.00	94,833,115.64	
2.			1,061,906.21	199,776.16				1,261,682.37	
1.			1,061,906.21	199,776.16				1,261,682.37	
2.									
3.									
3.			26,037.74					26,037.74	
1.			26,037.74					26,037.74	
4.	31,605,386.30	2,648,400.00	30,802,841.75	18,552,492.71	10,088,700.00	2,354,839.51	16,100.00	96,068,760.27	
1.	3,902,613.28	695,193.06	23,479,165.27	13,512,478.45	5,941,208.76	623,778.55	15,119.30	48,169,556.67	
2.	357,845.76	74,825.70	504,567.44	2,276,698.18	299,226.12	58,875.66	139.30	3,572,178.16	
1.	357,845.76	74,825.70	504,567.44	2,276,698.18	299,226.12	58,875.66	139.30	3,572,178.16	
3.			9,113.37					9,113.37	
1.			9,113.37					9,113.37	
4.	4,260,459.04	770,018.76	23,974,619.34	15,789,176.63	6,240,434.88	682,654.21	15,258.60	51,732,621.46	
1.		778,260.19			1,152,168.97		841.40	1,931,270.56	
2.									
1.									
3.									
1.									
4.		778,260.19			1,152,168.97		841.40	1,931,270.56	
1.	27,344,927.26	1,100,121.05	6,828,222.41	2,763,316.08	2,696,096.15	1,672,185.30	0.00	42,404,868.25	



2025

2	27,702,773.02	1,174,946.75		6,287,808.01	4,840,238.10	2,995,322.27	1,731,060.96	139.30	44,732,288.41
---	---------------	--------------	--	--------------	--------------	--------------	--------------	--------	---------------

0.00%

2

22

1

	405,039.01					405,039.01
	1,851,364.37					1,851,364.37
	9,949,268.59					9,949,268.59
	2,288,425.05					2,288,425.05
	14,494,097.02					14,494,097.02

2



23

]			
	1,236,841.44	2,166.97	170,921.26	1,068,087.15
	1,236,841.44	2,166.97	170,921.26	1,068,087.15

	94, 406, 143. 42	107, 659, 657. 19
	94, 406, 143. 42	107, 659, 657. 19

1

ḍ ṛṛṛṛ



2025

	29,117.38	2,000.00	31,117.38	
	35,258,897.75	180,062,370.67	188,183,205.79	27,138,062.63

2

1	32,380,704.13	147,267,790.18	155,129,525.01	24,518,969.30
2				

	23, 276, 270. 42		486, 864. 81	22, 789, 405. 61	
	23, 276, 270. 42		486, 864. 81	22, 789, 405. 61	

40

		16, 844, 830. 05	16, 844, 830. 05
		16, 844, 830. 05	16, 844, 830. 05

41

		+ -				
	187, 546, 035. 00					187, 546, 035. 00

42

5 00 Q1@ Q1@iCf

1303308771 52				
	604, 992, 852. 76	462. 00		604, 993, 314. 76
	27, 298, 750. 43	268, 602. 00		27, 567, 352. 43
	632, 291, 603. 19	269, 064. 00		632, 560, 667. 19

} Qe

1

2205837. 18 E

5

4450%635
124

44

	12,806,449.10	297,534.25			44,630.14	252,904.11		13,059,353.21
	12,806,449.10	297,534.25			44,630.14	252,904.11		13,059,353.21
	-3,435,406.64	-1,019,321.46				-803,163.76	-216,157.70	-4,238,570.40
	-3,435,406.64	-1,019,321.46				-803,163.76	-216,157.70	-4,238,570.40
	9,371,042.46	-721,787.21			44,630.14	-550,259.65	-216,157.70	8,820,782.81

45

	295,139.65	2,725,487.19	1,254,975.57	1,765,651.27
	295,139.65	2,725,487.19	1,254,975.57	1,765,651.27

46

	67,370,177.82			67,370,177.82
	67,370,177.82			67,370,177.82

47

		449,248,352.97	436,360,016.68
		449,248,352.97	436,360,016.68

	471, 306, 054. 70	466, 672, 390. 72

1 0.00

2 0.00

3 0.00

4 0.00


5 0.00

48

	976, 292, 671. 27	807, 737, 936. 41	994, 359, 777. 58	805, 045, 706. 82
	665, 197. 98	34, 080. 99	1, 310, 865. 44	570, 627. 98
	976, 957, 869. 25	807, 772, 017. 40	995, 670, 643. 02	805, 616, 334. 80

	976, 292, 671. 27	994, 359, 777. 58
	502, 108, 250. 48	609, 682, 232. 36
	228, 758, 661. 23	176, 805, 541. 24
EPC	248, 479, 442. 01	414, 607, 501. 10
	24, 870, 147. 24	18, 269, 190. 02
	402, 621, 892. 0/	





10,799.90	7,974.84
694,244.99	525,579.35
201,527.16	164,714.69
35,515.36	384,160.14
2,659,505.18	3,890,740.12

53

	25, 578, 594. 91	25, 322, 099. 34
	3, 339, 376. 27	8, 448, 898. 47
	352	

	- 715, 441. 05	- 7, 291, 077. 92
--	----------------	-------------------

58

	- 679, 060. 88	
	- 1, 075, 803. 43	- 1, 270, 945. 41
	- 1, 754, 864. 31	- 1, 270, 945. 41

59

	- 1, 837. 59	- 69, 488. 70
	57, 985. 43	17, 616. 64
	- 12, 024. 37	
	44, 123. 47	- 51, 872. 06

60

	4, 145. 97	176, 689. 43	4, 145. 97
	- 290, 736. 60	30, 370. 67	- 290, 736. 60
	- 286, 590. 63	207, 060. 10	- 286, 590. 63

61

	100, 000. 00		100, 000. 00
	143, 722. 44	32, 395. 03	143, 722. 44
	108, 653. 01	34, 547. 27	108, 653. 01
	352, 375. 45	66, 942. 30	352, 375. 45

62

1

	652, 684. 18	162, 773. 52
	2, 376, 024. 06	1, 152, 964. 90
	3, 028, 708. 24	1, 315, 738. 42

2

	19,085,537.59
/	2,862,830.64
	-3,045,251.21
	141.17
	678,287.56
	456,577.12
	7,355,920.04
	-1,019,769.52
	81,128.16
	-3,973,954.99
	-367,200.73
	3,028,708.24

63

" 44 "

64

1

	608,349.10	2,059,200.50
	1,461,821.78	2,358,057.33
	641,778.45	247,476.63
	2,711,949.33	4,664,734.46

--	--

	394,863.77	0.00
	394,863.77	0.00

3

	11,998,350.00	73,215,325.82
	2,000,000.00	0.00
	44,288,362.20	0.00
	992,753.67	0.00
	59,279,465.87	73,215,325.82

	11,998,350.00	73,215,325.82
	68,616,672.04	51,000,000.00
	2,316,306.99	4,319,308.01
	82,931,329.03	128,534,633.83

-	23,696,746.70		452,241.99	1,000,000.00		23,148,988.69
	1,168,936,680.52	682,249,004.65	22,019,334.26	470,941,386.12	5,329,849.81	1,396,933,783.50
	22,539,541.73		410,536.32	2,308,964.76	1,497,880.31	19,143,232.98
	138,394,945.94	49,000,000.00	9,087,143.35	7,906,875.00	6,312,741.04	182,262,473.25
	1,353,567,914.89	731,249,004.65	31,969,255.92	482,157,225.88	13,140,471.16	1,621,488,478.42

65

1

1		

	16,056,829.35	17,756,546.72
	2,470,305.36	8,562,023.33
	18,333,677.54	15,045,874.89
	2,316,549.24	3,335,613.40
	3,572,178.16	4,205,070.21
	170,921.26	118,437.71
" "	-44,123.47	51,872.06
" "	143,722.44	32,395.03
" "	74,043.34	-1,049,298.45
" "	23,354,425.93	17,431,589.76
" "	-8,886,275.09	-2,204,297.61
" "	15,480,832.60	1,505,421.09
" "	-12,970,301.28	-304,830.60
" "	139,734,622.14	-83,860,587.20
" "	-41,534,055.55	-402,396,567.45
" "	-440,226,430.08	10,592,031.99
	-281,953,078.11	-411,178,705.12
2		
3		
	225,666,966.78	256,788,534.15
	297,701,161.79	578,686,913.63
	-72,034,195.01	-321,898,379.48

2

	0.00
	0.00
	394,863.77
	394,863.77
	-394,863.77

	63,030,785.72	0.127	8,004,909.79
1	15,222,033,926.00	0.00027435	4,176,165.01
			8,336,246.43
	666,949.56	7.1586	4,774,425.12
2	1,600,000.00	0.05827	93,232.00
1	900,000.00	0.05825	52,425.00
1	502,000,000.00	0.00027435	137,723.70
	800.00	5.6179	4,494.32
	25,779,104.64	0.127	3,273,946.29
			5,457,948.76
	46,678.46	7.1586	334,152.43
	25,578,034.44	0.127	3,248,410.37
2	5,800,140,000.00	0.00027433	1,591,152.41
1	1,036,025,324.00	0.00027435	284,233.55
			865,011.35
2	165,169.00	0.05827	9,624.40
1	147,500.00	0.05825	8,591.88
	6,667,677.71	0.127	846,795.07
			170,202.10
	1,340,174.00	0.127	170,202.10

1

2

2

YONGFU SI SINGAPORE



	3,055,661.04	2,775,700.66
	988,320.58	8,932,998.32
	244,356.62	316,189.60
	35,465,076.68	44,803,924.04
	32,860,280.38	42,893,210.69
	2,604,796.30	1,910,713.35

1

	620,549.33	352,787.96	973,337.29
	721,135.38	485,011.30	1,206,146.68
	1,282,609.99	1,355,436.26	2,638,046.25
		411,560.78	411,560.78
	2,624,294.70	2,604,796.30	5,229,091.00



2025

	10,000.00	100.00%		2025 04 15		-153,031.10	0.00%						

2

1												200
			100%		2025	3	20					
2												50
			100%		2025	5	16					
3			YONGFU THREE SINGAPORE NEM-									



10,000,000.00

100.00%

15,000,000.00

PnDO

1,000,000.00		£	100.00%
600,000.00			100.00%
3,500,000.00			100.00%
600,000.00			100.00%
2,500,000.00			100.00%
600,000.00			100.00%
6,500,000.00		200	100.00%
50,000,000.00	0.00		



3,000,000.00 90.00%

1,000,000.00 90.00%

1,000,000.00 90.00%

10,000,000.00 90.00%

1,000,000.00 90.00%

1,000,000.00 90.00%

5,000,000.00 90.00%

900,000.00

1,000,000.00 90.00%

52,000,000.00 100.00%

10,000,000.00 60.00%

60,000,000.00

00






2025

	49.00%	20,170.04	0.00	5,816,614.59
	28.00%	682,046.31	0.00	4,242,076.35
	49.00%	-13,864,143.55	0.00	-8,280,608.48

383' 0 8' 9+8N

3

202



17,085,330.43	795,388.35	17,880,718.78	7,455,710.54	456,240.13	7,911,950.67	26,507,881.68	1,317,061.20	27,824,942.88	14,804,685.91	754,761.82	15,559,447.73
30,858,705.47	1,654,581.69	32,513,287.16	22,020,879.00	22,914.14	22,043,793.14	35,747,975.70	1,702,935.01	37,450,910.71	26,957,799.82	35,443.92	26,993,243.74
44,470,612.44	1,217,842.44	45,688,454.88	29,316,933.91	7,686.93	29,324,620.84	45,255,775.70	1,243,993.37	46,499,769.07	32,699,043.05	15,945.19	32,714,988.24
60,706,368.65	341,071,649.51	401,778,018.16	333,959,482.91	84,717,736.26	418,677,219.17	45,667,681.10	348,373,226.12	394,040,907.22	329,758,560.03	53,338,604.05	383,097,164.08

2

1

				20.00%		
					17.93%	
				10.50%		

17.9284%

10.5%

2

	/			/		
	497,181,814.84	782,500,429.30	352,525,787.64	498,982,044.50	445,735,016.08	368,243,755.99
	81,652,267.50	16,971,567.78	713,026,421.69	81,968,742.99	17,937,928.87	671,444,224.37
	578,834,082.34	799,471,997.08	1,065,552,209.33	580,950,787.49	463,672,944.95	1,039,687,980.36
	329,668,011.06	506,950,078.43	145,230,022.78	328,729,190.34	204,937,519.17	155,990,728.91
	8,466,919.94	413,348.19	433,658,944.68	7,187.34	177,603.87	383,421,439.65
	338,134,931.00	507,363,426.62	578,888,967.46	328,736,377.68	205,115,123.04	539,412,168.56
			8,357,513.30			8,885,972.18
	240,699,151.34	292,108,570.46	478,305,728.57	252,214,409.81	258,557,821.91	491,389,839.62
	25,273,410.89	58,421,714.09	85,752,564.24	26,482,513.03	51,711,564.38	88,098,336.00
	1,019,672.18	12,397,873.48	543,331.30		12,397,873.48	543,331.30
--	1,019,672.18	10,813,102.55			10,813,102.55	
--						

--

1,584,

2

							/
	23, 276, 270. 42			486, 864. 81		22, 789, 405. 61	

3

	1, 948, 686. 59	3, 156, 520. 44

1

1

2

12

	1	1-2	2-5	5		

415, 508

2

1

2

3

1



27,41841

			37, 413, 559. 87	37, 413, 559. 87
			91, 163, 944. 97	91, 163, 944. 97
		4, 142, 112. 66		4, 142, 112. 66
		4, 142, 112. 66	128, 577, 504. 84	132, 719, 617. 50
	--	--	--	--

2

3

	4, 142, 112. 66			

4

1

3

WAS

WAS

		36,312.00	1,815.60	25,128.00	1,256.40
		45,324.60		632,656.70	
				387,460.95	3,874.61
		101,191.00	5,059.55	74,818.00	3,740.90
				296,467.39	2,964.67
		9,953,217.79			
		68,457.78	20,537.33	68,457.78	20,537.33
		12,000.00	6,000.00	12,000.00	6,000.00
	Fuzhou Green Energy Corporation	6,140.45	307.02	6,106.61	305.33



8	2025	6	30							
3,350,000				9.4690%		1.7862%				
	3,210,000			2023	11	16	2026	5	15	140,000
	2025	5	16	2026	5	15				
9	2025	6	30							
3,680,000				10.4018%		1.9622%				
	2024	6	20	2026	6	19				

1

1



	2,867,451.78	2,867,451.78	2,867,451.78	2,867,451.78	100.00%	
	390,000.00	390,000.00	390,000.00	390,000.00	100.00%	
	374,000.00	374,000.00	374,000.00	374,000.00	100.00%	
	131,690.16	131,690.16	131,690.16	131,690.16	100.00%	
	15,000.00	15,000.00	15,000.00	15,000.00	100.00%	
	3,778,141.94	3,778,141.94	3,778,141.94	3,778,141.94		

1		414,561,900.08	20,728,095.18	5.00%
---	--	----------------	---------------	-------

4



	6,080,000.00						6,080,000.00	
	27,000,000.00						27,000,000.00	
	100,580,000.00						100,580,000.00	
	350,000.00						350,000.00	
	5,044,000.00						5,044,000.00	
	3,080,768.00						3,080,768.00	
	7,180,800.00						7,180,800.00	
	13,547,304.62	3,360,695.38					13,547,304.62	3,360,695.38
	343,174.95	2,288,425.05					343,174.95	2,288,425.05
	11,039,600.00						11,039,600.00	
	2,922,863.40						2,922,863.40	
	35,275,963.60						35,275,963.60	
	10,333,572.60						10,333,572.60	
	40,800,000.00						40,800,000.00	
	26,259,175.92						26,259,175.92	
	6,000,000.00						6,000,000.00	
	18,000,000.00						18,000,000.00	
BD Lama Solar Limited.	42,652,070.27						42,652,070.27	
	356,489,293.36	5,649,120.43					356,489,293.36	5,649,120.43

2

5

	6, 579, 750. 64	5, 274, 091. 12
		- 3, 706, 427. 92
	255. 02	
	6, 580, 005. 66	1, 567, 663. 20

1

	- 252, 630. 07	
	1, 948, 686. 59	
	- 74, 043. 34	
	4, 528. 30	
	- 327, 632. 89	
	1, 829, 548. 73	
	- 167, 610. 75	
	241, 390. 00	
	534, 620. 09	
	293, 520. 47	
	2, 374, 096. 01	--

1 ---

2

		/	/
	2. 54%	0. 1696	0. 1667
	2. 35%	0. 1567	0. 1540

3

1

2

3

2025 8 28